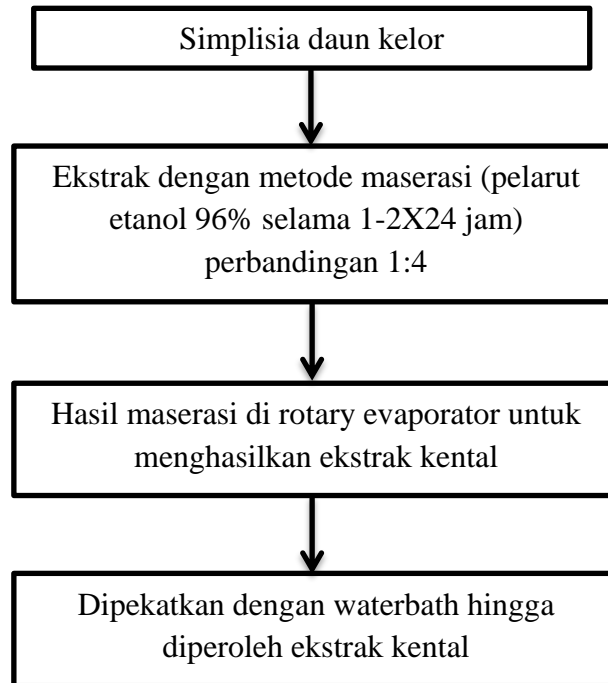
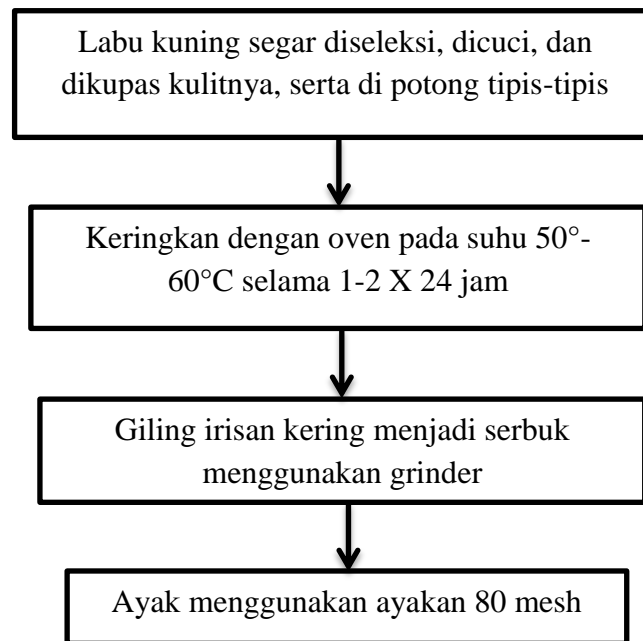
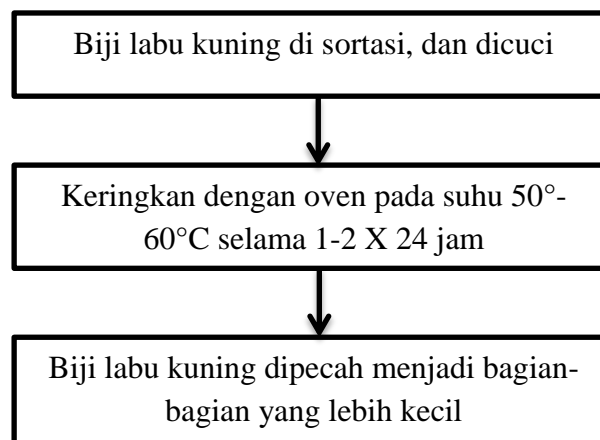
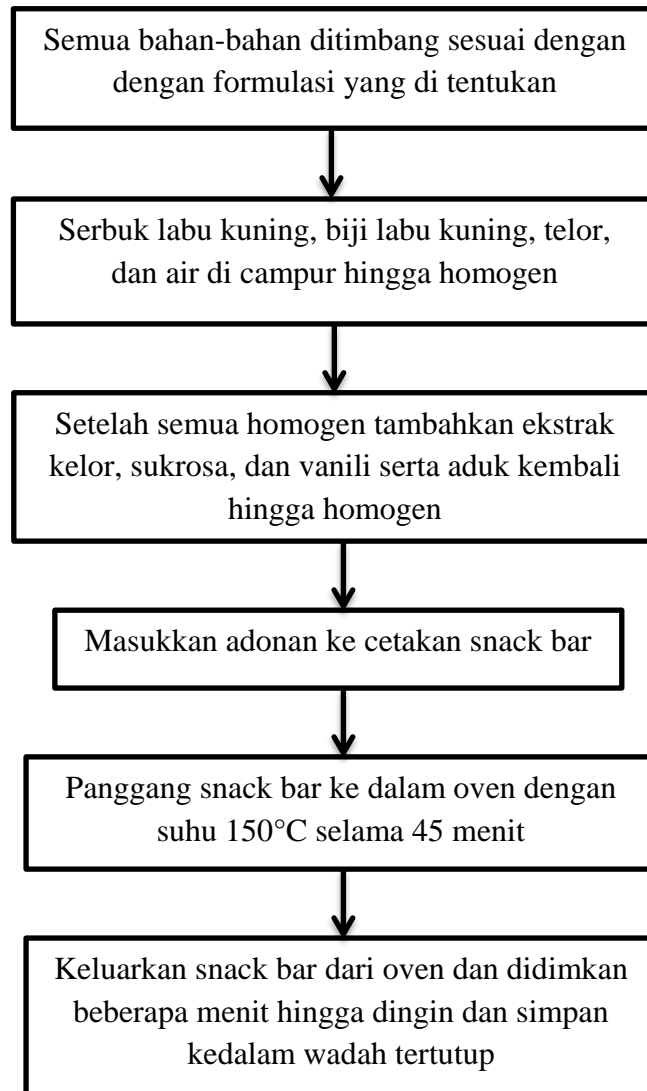


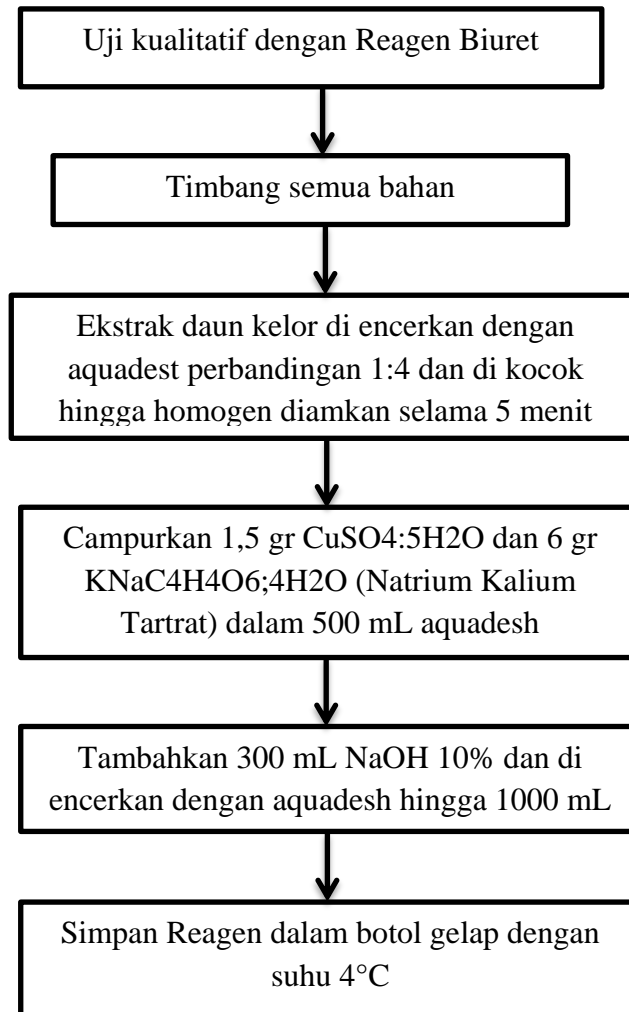
LAMPIRAN

Lampiran 1. Skema Kerja Ekstraksi

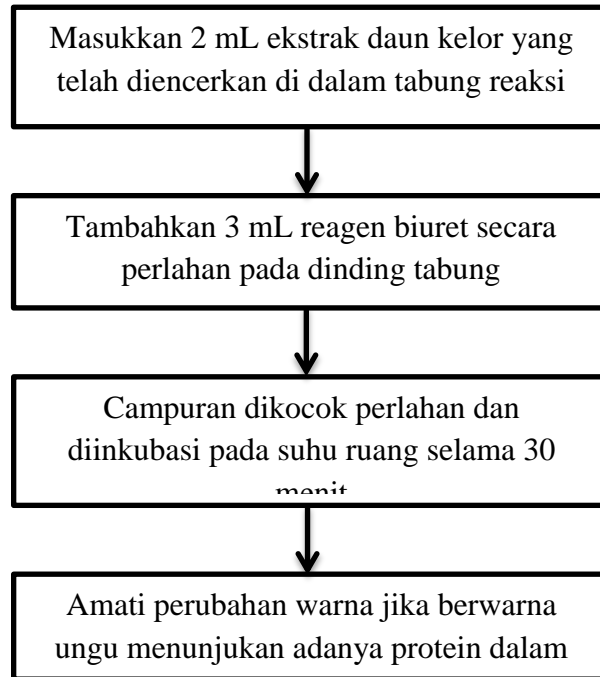


Lampiran 2. Skema Kerja Pembuatan Serbuk Daging Labu Kuning**Lampiran 3. Skema Kerja Pengeringan Biji Labu Kuning**

Lampiran 4. Skema Kerja Pembuatan Snack Bar

Lampiran 5. Skema Kerja Pembuatan Reagen Biuret

Lampiran 6. Skema Kerja Analisis Protein Pada Ekstrak Daun Kelor



Lampiran 7. Susut Pengeringan Ekstrak

Rumus Perhitungan Rendemen (%)

$$\text{Rendemen (\%)} = \frac{\text{Berat ekstrak kering}}{\text{Berat simplisia kering}} \times 100\%$$

Rumus Susut Pengeringan (%)

$$\text{Susut pengeringan} = \frac{\text{Berat basah} - \text{Berat kering}}{\text{Berat Basah}} \times 100\%$$

Parameter	Nilai
Berat simplisia kering yang digunakan	250 gram
Volume etanol 96%	1.000 mL
Rendemen ekstrak	12-15%
Berat ekstrak yang dihasilkan	30-30,7 gram
Susut pengeringan	75-80%
Kebutuhan daun segar	1-1,2 kg
Estimasi jumlah daun	1.000-2.000

Lampiran 8. Proses Pembuatan Bahan




Pemilihan Bahan



Pencucian Bahan Labu Kuning



Pencucian Biji Labu Kuning



Pemisahan Kulit Labu Kuning



Pemotongan Labu Kuning



Bahan-Bahan Dikeringkan Dengan Oven




Penggilingan Daging Labu Kuning



Ayak Menggunakan Ayakan 80

Lampiran 9. Proses Pembuatan Ekstrak Daun Kelor



Serbuk Daun Kelor Dimaserasi



Hasil Maserasi Disaring



Ekstrak Cair Di Rotary Evaporator

Ekstrak Dipekatkan Dengan Waterbath

Lampiran 10. Pembuatan Reagen Biuret

Penimbangan $\text{KNaCH}_4\text{O}_6 \cdot 4\text{H}_2\text{O}$ 

Penimbangan NaOH 10%



Penimbangan $\text{CuSO}_4 \cdot 5\text{H}_2\text{O}$




Pengenceran Bahan




Pengenceran Bahan



Masukkan Bahan Kedalam Labu Ukur



Pengenceran NaOH 10%



Penggabungan Semua Bahan



Semua Bahan Hasil Pengenceran



Reagen Biuret



Hasil Analisis

Lampiran 11. Pembuatan Sediaan *Snack Bar*



Penimbangan Bahan



Penimbangan Bahan



Penimbangan Bahan



Penimbangan Bahan



Pengovenan Sediaan



Sediaan Snack Bar

Lampiran 12. CoA Bahan-Bahan Penelitian

General Information			
Product Name:	Pumpkin Powder	Latin Name:	<i>Cucurbita moschata</i>
Batch Number:		Production Date:	
Item	Specification	Result	Method
Physical and Chemical Property			
Appearance	Fine Powder	Conforms	Visual
Color	Yellow	Conforms	Visual
Smell	Characteristic	Conforms	Olfactory
Impurity	No Visible Impurity	Conforms	Visual
Particle Size	≥95% through 80 mesh	Conforms	Screening
Residue on Ignition	≤5g/100g	3.24g/100g	3g/550°C/4hrs
Loss on Drying	≤5g/100g	2.31g/100g	3g/105°C/2hrs
Drying method	Spray Drying	Conforms	
Ingredients List	Pumpkin, Maltodextrin	Conforms	
Residue Analysis			
Heavy Metals	≤10mg/kg	Conforms	
Lead (Pb)	≤3.00mg/kg	Conforms	ICP-MS
Arsenic (As)	≤2.00mg/kg	Conforms	ICP-MS
Cadmium (Cd)	≤1.00mg/kg	Conforms	ICP-MS
Mercury (Hg)	≤0.50mg/kg	Conforms	ICP-MS
Microbiological Tests			
Total Plate Count	≤1000cfu/g	200cfu/g	AOAC 990.12
Total Yeast & Mold	≤100cfu/g	10cfu/g	AOAC 997.02
E.Coli.	Negative/10g	Conforms	AOAC 991.14
Salmonella	Negative/10g	Conforms	AOAC 998.09
S.aureus	Negative/10g	Conforms	AOAC 2003.07
Product Status			
Conclusion:	Sample Qualified.		
Shelf Life:	24 months under the conditions below and in its original packaging.		
Retest date:	Retest every 24 months under the conditions below and in its original packaging.		
Storage:	Store in a cool, dry place away from Moisture, Light.		



CERTIFICATE OF ANALYSIS

No : 1108/OAAA/IA/0089/20IV01
 Subject : Solvent AH
 NUSA KIMIA INDO
 Date Received : 08-02-2022
 Date Of Testing : 08-02-2022
 Tester for : FULL ANALYSIS
 Description Of Sample : 1 BOTTLE 1 LT
 LOT . No : 11/C101/BPM.0/C011, MANUF.05.10.2022/08.02.2025

This sample was analysed in our QA Analytical laboratory and the following results were obtained

NO	PARAMETER	DIMENTIO N	TEST METHOD	RESULT	SPECIFICATION
1	purity	% v/v	Alcoholmeter 20	96.2	Min 96.6
2	permanganate	ppm	°C	31	Min 20
	Test Time 20 °C	-	ASTM D-1363	-	-
3	Aldehyde	ppm	-	nd	Max. 4
4	Methanol	ppm	Gas Chrom	nd	Max. 8
5	Acidity as Acetic	ppm	Gas Chrom	5	Max 20
6	Acid	ppm	ASTM D-1613	1	Max 20
	Residue After	-	ASTM D - 1353	-	-
7	Evaporation	-	-	0,00729	Max 0.810
	Specific Grafity	-	ASTM D-891	-	-
8	at 20/20 °C	ppm	-	nd	Max. 5
9	n-propanol	ppm	Gas Chrom	nd	Max. 5
10	Iso Amyl Alcohol	ppm	Gas Chrom	nd	Max. 5
11	Iso butanol	-	Gas Chrom	Clear	Clear
12	Appearance	ppm	VISUAL	nd	Max. 5
	N-buthanol		Gas Chrom		



Certificate of Analysis

1.05063.0500 Potassium nitrate for analysis EMSURE® ISO, Reag. Ph Eur
Batch AM5677163

	Spec. Values		Batch Values	
Assay (alkalimetric)	≥ 99.0	%	100.0	%
pH-value (5 %; water)	5.0 - 7.5		5.5	
Chloride (Cl)	≤ 0.001	%	≤ 0.001	%
Iodate (IO ₃)	≤ 0.0005	%	≤ 0.0005	%
Nitrite (NO ₂)	≤ 0.001	%	≤ 0.001	%
Phosphate (PO ₄)	≤ 0.0005	%	≤ 0.0005	%
Sulfate (SO ₄)	≤ 0.003	%	≤ 0.003	%
Heavy metals (as Pb)	≤ 0.0005	%	≤ 0.0005	%
Ca (Calcium)	≤ 0.001	%	≤ 0.001	%
Cu (Copper)	≤ 0.0001	%	≤ 0.0001	%
Fe (Iron)	≤ 0.0003	%	≤ 0.0003	%
Mg (Magnesium)	≤ 0.0015	%	≤ 0.0015	%
Na (Sodium)	≤ 0.02	%	≤ 0.02	%
NH ₄ (Ammonium)	≤ 0.001	%	≤ 0.001	%
Pb (Lead)	≤ 0.0001	%	≤ 0.0001	%

Corresponds to ISO, Reag. Ph Eur

Date of release (DD.MM.YYYY) 27.01.2023
Minimum shelflife (DD.MM.YYYY) 31.01.2028

Claudia Wiegand
Responsible laboratory manager quality control

This document has been produced electronically and is valid without a signature.

Lampiran 13. Hasil Evaluasi Sediaan



**LABORATORIUM
KIMIA PENGOLAHAN DAN SENSORIS HASIL PERTANIAN
JURUSAN TEKNOLOGI PERTANIAN
FAKULTAS PERTANIAN**
Jl. Palembang – Prabumulih Km. 32 Indralaya (O) Telp. (0711) 580664

**LAPORAN ANALISA
No. 50/LABKHP/2025**

Nama Pemesan : Apendra Adi Winata
Tanggal Terima : 20 Mei 2025
Tanggal Selesai : 22 Mei 2025
Jumlah Sampel : 3
Jenis Analisa : Tekstur (Texture Analyzer Brookfield), Warna (Color Reader), Aw (Aw Meter)
Jenis Sampel : Snack Bar

Formulasi 1

No	Kode	Kekerasan (gF)		Daya Patah (gF)		Warna			Aw
		Peak Load	Final Load	Peak Load	Final Load	L	a	b	
1	P1	764,8	633,8	1021,0	822,8	61,07	4,62	22,94	0,66
2	P2	773,1	629,3	991,7	843,2	60,83	4,67	22,66	0,67
3	P3	762,0	645,9	1007,0	829,3	61,07	3,84	22,54	0,66

Palembang, 22 Mei 2025

Koordinator Teknis Laboratorium,



Hatsah, ST.,M.T

NIP. 198006202001122001



LABORATORIUM
KIMIA PENGOLAHAN DAN SENSORIS HASIL PERTANIAN
JURUSAN TEKNOLOGI PERTANIAN
FAKULTAS PERTANIAN
 Jl. Palembang – Prabumulih Km. 32 Indralaya (Ol) Telp. (0711) 580664

LAPORAN ANALISA
No. 50/LABKHP/2025

Nama Pemesan : Apendra Adi Winata
 Tanggal Terima : 20 Mei 2025
 Tanggal Selesai : 22 Mei 2025
 Jumlah Sampel : 3
 Jenis Analisa : Tekstur (Texture Analyzer Brookfield), Warna (Color Reader), Aw (Aw Meter)
 Jenis Sampel : Snack Bar

Formulasi 2

No	Kode	Kekerasan (gF)		Daya Patah (gF)		Warna			Aw
		Peak Load	Final Load	Peak Load	Final Load	L	a	b	
1	P1	823,1	584,0	1170,8	933,1	58,23	4,47	21,54	0,66
2	P2	819,4	599,6	1236,0	912,9	57,11	4,43	21,33	0,69
3	P3	844,7	578,2	1167,6	913,6	58,15	4,64	22,16	0,69

Palembang, 22 Mei 2025
 Koordinator Teknis Laboratorium,



Hafsah, ST.,M.T
 NIP. 198006202001122001



**LABORATORIUM
KIMIA PENGOLAHAN DAN SENSORIS HASIL PERTANIAN
JURUSAN TEKNOLOGI PERTANIAN
FAKULTAS PERTANIAN**
Jl. Palembang – Prabumulih Km. 32 Indralaya (OI) Telp. (0711) 580664

**LAPORAN ANALISA
No. 50/LABKHP/2025**

Nama Pemesan : Apendra Adi Winata
 Tanggal Terima : 20 Mei 2025
 Tanggal Selesai : 22 Mei 2025
 Jumlah Sampel : 3
 Jenis Analisa : Tekstur (Texture Analyzer Brookfield), Warna (Color Reader), Aw (Aw Meter)
 Jenis Sampel : Snack Bar

Formulasi 3

No	Kode	Kekerasan (gF)		Daya Patah (gF)		Warna			Aw
		Peak Load	Final Load	Peak Load	Final Load	L	a	b	
1	P1	788,5	623,0	1056,6	857,7	55,09	5,67	21,54	0,70
2	P2	796,6	607,6	1177,4	880,2	53,44	5,43	20,85	0,68
3	P3	785,3	614,0	1193,1	878,5	53,13	5,64	21,47	0,68

Palembang, 22 Mei 2025

Koordinator Teknis Laboratorium,



Hersah, ST.,M.T

NIP. 198006202001122001

Lampiran 14. Hasil Pengujian Kandungan *Snack Bar*



No : SIG.CL.VII.2025.08150124
Lamp : 1 Halaman
Perihal : Laporan Hasil Uji Laboratorium

Bogor, 08 Juli 2025

Kepada Yth.
Universitas Aisyiyah Palembang
Jl. Kolonel H. Berlian No 32A Km 7,5, Kel. Karya Baru, Kec. Alang-alang Lebar, Kota Palembang - Sumatra Selatan 30961

Dengan hormat,
Berdasarkan surat order marketing nomor : SIG.MARK.R.VI.2025.001120, maka bersama ini kami sampaikan hasil uji analisis laboratorium

Demikian surat ini kami sampaikan semoga dapat dipergunakan sebagaimana mestinya. Atas kerjasamanya yang baik kami mengucapkan terima kasih.

Hormat Kami,
PT. Saraswanti Indo Genetech



RB Ernesto Arya
GM
Sales & Marketing

*Surat pengantar ini bukan merupakan bagian dari laporan hasil uji (LHU)
PT SARASWANTI INDO GENETECH
Gedung SIG-3, Ramananda No. 20 Jalan Yamato Bogor 16113 Telp.
+62 251 7552 388 Hotline: +62 821 11 516 516
www.siglaboratory.com



RESULT OF ANALYSIS / LAPORAN HASIL UJI

I. Number / Nomor	
1.1. Order No. / No. Order	: SIG.MARK.R.VI.2025.001120
1.2. Certificate No. / No. sertifikat	: SIG.LHP.VII.2025.081501241
II. Principal / Pelanggan	
2.1. Name / Nama	: Universitas Aisyiyah Palembang
2.2. Address / Alamat	: Jl. Kolonel H. Berlian No 32A Km 7,5, Kel. Karya Baru, Kec. Alang-alang Lebar, Kota Palembang - Sumatra Selatan 30961
2.3. Phone / Telepon	: +6282362530734
2.4. Contact Person / Personil Penghubung	: Apendra Adi Winata
III. Sample / Contoh Uji	
3.1. Sample Code / Kode Sampel	: -
3.2. Batch Number / No Batch	: -
3.3. Lot Number / No Lot	: -
3.4. Packaging / Kemasan	: -
3.5. Production Date / Tanggal Produksi	: -
3.6. Expire Date / Tanggal Kadaluarsa	: -
3.7. Factory Name / Nama Pabrik	: -
3.8. Factory Address / Alamat Pabrik	: -
3.9. Trade Mark / Nama Dagang	: -
3.10. Sample Name / Nama Sample	: Snack Bar
3.11. Other Information / Keterangan Lain	: -
3.12. Date of Sampling / Tanggal Sampling	: -
3.13. Sampling Location / Lokasi Sampling	: -
3.14. Method Sampling / Metode Sampling	: -
3.15. Personnel Sampling / Personil Sampling	: -
3.16. Environmental Conditions / Kondisi Lingkungan	: -
3.17. Date of Acceptance / Diterima	: 30 Juni 2025
3.18. Date of Analysis / Tanggal Uji	: 30 Juni 2025 - 08 Juli 2025
3.19. Type of Analysis / Jenis Uji	: Terlampir
3.20. Laboratorium location / Lokasi laboratorium	: Lokasi (Location) 1

SIG Laboratory (1st Location)
Graha SIG Jl. Rasamala No. 20 Taman
Yasmin Bogor 16113
Phone: +62 251 7532 348

SIG Laboratory (2nd Location)
Jl. Semeru B Ruko No.21
Menteng Bogor 16111,
Phone: +62 251 8570078

Result Of Analysis | Page 1 of 2

SIG Laboratory (3rd Location)
Jl. Raya Cfor RT 03 RW 08
Bubulak Bogor 16115,
Phone: +62 251 8471696

SIG Laboratory (4th Location)
Jl. Kanfer Raya Blok R No. 4 Pedalangan, Kec.
Banyuwani, Semarang, Jawa Tengah 50268,
Phone: +62 24 70040541

The results of these tests relate only to the sample(s) submitted. This report shall not be reproduced except in full context, without the written approval of PT. Sarawadwanti Indo Genetech.

IV. Result / Hasil Uji

No	Parameter	Unit	Simplo	Duplo	Limit Of Detection	Method
1	Seng (Zn)	mg / 100 g	1.45	1.46	-	18-13-1/MU (ICP-OES)
2	Besi (Fe)	mg / 100 g	2.35	2.35	-	18-13-1/MU (ICP-OES)
3	Kalsium (Ca)	mg / 100 g	30.31	30.27	-	18-13-1/MU (ICP-OES)
4	Kadar Abu	%	2.58	2.56	-	SNI 01-2891-1992 butir 6.1
5	Energi Dari Lemak	Kcal/100 g	103.77	99.99	-	18-8-9/MU/SMM-SIG (perhitungan)
6	Kadar Lemak Total	%	11.53	11.11	-	18-8-5/MU (Gravimetri)
7	Kadar Air	%	13.70	13.30	-	SNI 01-2891-1992 butir 5.1
8	Energi Total	Kcal/100 g	392.53	392.11	-	18-8-9/MU/SMM-SIG (perhitungan)
9	Karbohidrat (By Difference)	%	62.16	62.80	-	18-8-9/MU (perhitungan)
10	Kadar Protein	%	10.03	10.23	-	18-8-31/MU (Titrimetri)
11	pH	-	5.41	5.42	-	SNI 01-2891-1992 butir 16

Bogor, 08 Juli 2025

PT. Saraswanti Indo Genetech

Dwi Yulianto Laksono, S.Si
General Laboratory Manager

SIG Laboratory (1st Location)
Graha SIG Jl. Rasamala No. 20 Taman
Yasmin Bogor 16113
Phone: +62 251 7532 348

SIG Laboratory (3rd Location)
Jl. Raya Cifer RT 03 RW 08
Bubulak Bogor 16115,
Phone: +62 251 8471696

SIG Laboratory (2nd Location)
Jl. Semeru B Ruko No.21
Menteng Bogor 16111,
Phone: +62 251 8570078

SIG Laboratory (4th Location)
Jl. Kanfer Raya Blok R No. 4 Pedalangan, Kec.
Banyumanik, Semarang, Jawa Tengah 50268,
Phone: +62 24 70040541

Result Of Analysis | Page 2 of 2

The results of these tests relate only to the sample(s) submitted. This report shall not be reproduced except in full context, without the written approval of PT. Saraswanti Indo Genetech.

Lampiran 15. Kuesioner Kesukaan Responden

Tingkat Kesukaan Konsumen Terhadap Snack Bar

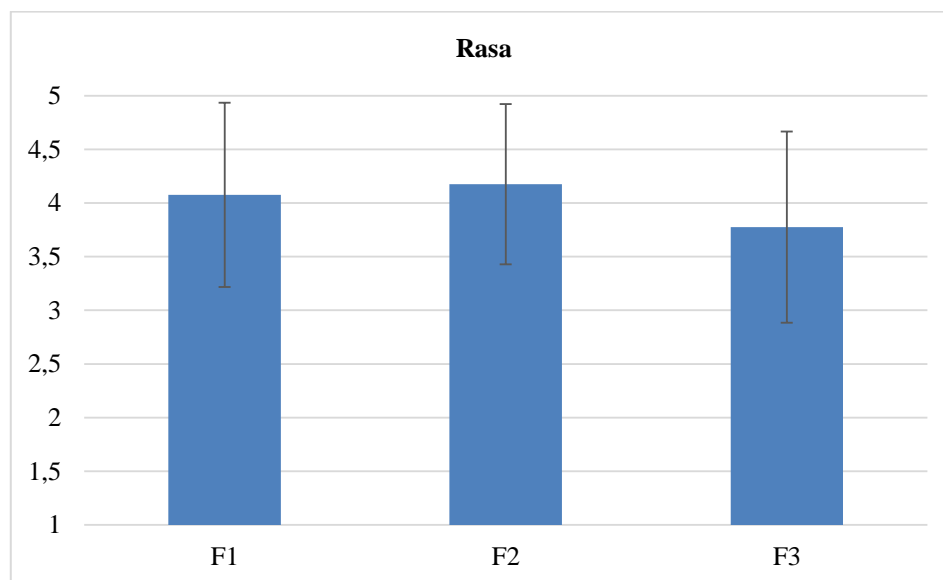
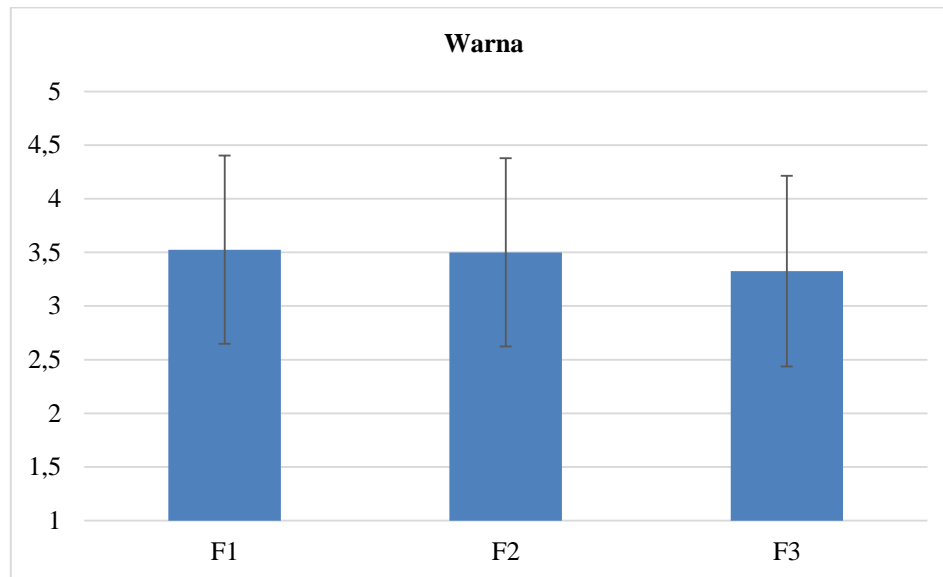
Warna	Formula 1	1	2	3	4	5
	Formula 2	1	2	3	4	5
	Formula 3	1	2	3	4	5
Rasa	Formula 1	1	2	3	4	5
	Formula 2	1	2	3	4	5
	Formula 3	1	2	3	4	5
Aroma	Formula 1	1	2	3	4	5
	Formula 2	1	2	3	4	5
	Formula 3	1	2	3	4	5
Tekstur	Formula 1	1	2	3	4	5
	Formula 2	1	2	3	4	5
	Formula 3	1	2	3	4	5

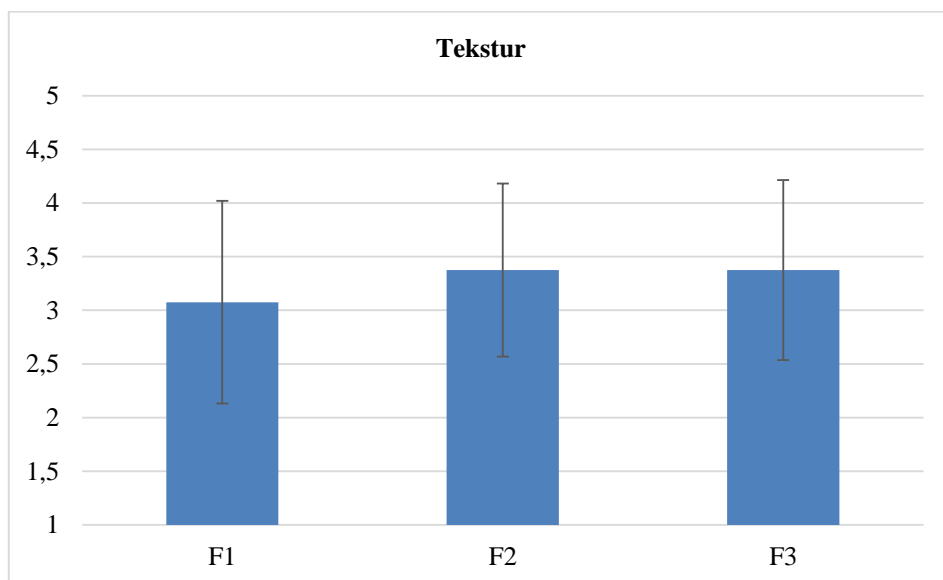
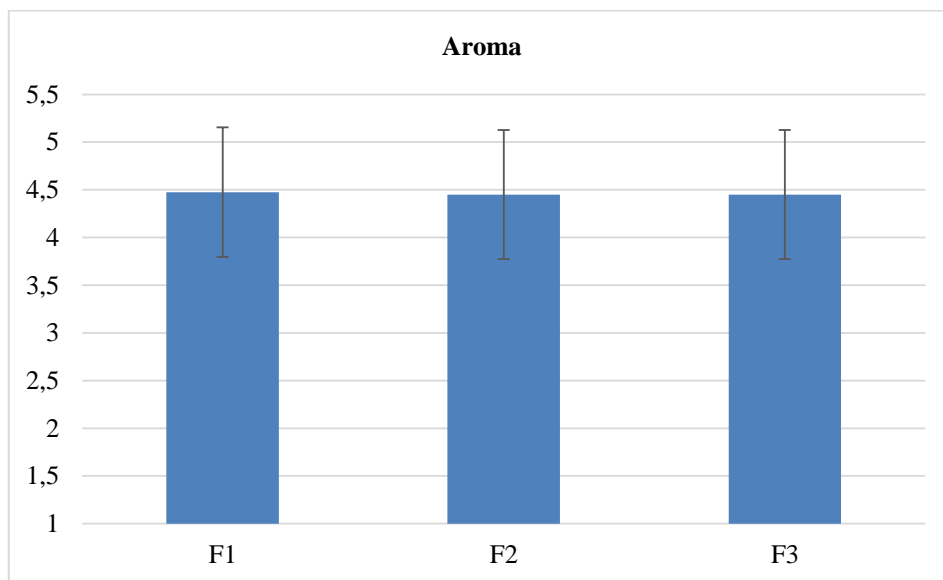
Keterangan :

- 1 (Tidak Suka)
- 2 (Kurang Suka)
- 3 (Cukup Suka)
- 4 (Suka)
- 5 (Sangat Suka)

Lampiran 16. Pengolahan Data Kuesioner

Sheet1													
	A	B	C	D	E	F	G	H	I	J	K	L	M
1	Responden	Warna			Rasa			Aroma			Tekstur		
2		F1	F2	F3	F1	F2	F3	F1	F2	F3	F1	F2	F3
3	R1	4	4	3	5	5	5	4	4	4	3	3	3
4	R2	5	5	5	5	5	5	5	5	5	3	3	3
5	R3	2	2	2	5	5	5	5	5	5	4	4	4
6	R4	3	3	3	3	3	3	3	3	3	3	3	3
7	R5	4	4	4	4	4	4	4	4	4	4	4	4
8	R6	4	4	3	3	4	3	5	5	5	3	3	3
9	R7	2	2	2	5	5	5	5	5	5	3	3	3
10	R8	4	4	4	4	4	4	5	5	5	5	5	5
11	R9	4	4	4	3	3	3	3	3	3	1	2	2
12	R10	4	3	3	5	5	3	4	4	4	2	3	3
13	R11	4	4	4	5	5	5	5	5	5	3	3	3
14	R12	3	3	3	5	5	4	4	4	4	4	5	5
15	R13	3	3	3	3	3	3	4	4	4	3	3	3
16	R14	4	4	4	4	4	4	4	4	4	4	4	4
17	R15	3	3	3	3	3	3	5	5	5	1	2	2
18	R16	4	4	3	3	4	2	4	4	4	2	2	2
19	R17	3	3	3	4	4	4	5	5	5	3	3	3
20	R18	4	4	4	3	4	3	5	5	5	2	3	3
21	R19	3	3	3	4	3	3	4	4	4	3	3	3
22	R20	2	2	2	3	3	3	5	5	5	2	2	2
23	R21	2	2	2	3	4	4	4	4	4	2	3	3
24	R22	2	2	2	5	5	5	5	5	5	2	3	3
25	R23	4	3	3	3	4	3	3	3	3	4	4	4
26	R24	3	3	3	4	4	4	4	4	4	4	4	4
27	R25	4	4	3	5	5	4	5	5	5	3	4	4
28	R26	3	3	3	3	3	4	5	4	4	3	4	3
29	R27	5	5	5	5	5	5	5	5	5	5	5	5
30	R28	5	5	5	5	5	5	5	5	5	5	5	5
31	R29	3	4	4	3	4	2	5	5	5	3	3	3
32	R30	4	4	4	5	5	4	5	5	5	3	3	3
33	R31	5	5	5	5	5	4	4	4	4	3	3	3
34	R32	5	5	5	5	4	2	5	5	5	4	4	5
35	R33	4	4	3	4	4	3	5	5	5	3	4	4
36	R34	3	3	3	3	3	3	3	3	3	3	3	3
37	R35	4	4	4	4	4	4	4	4	4	4	4	4
38	R36	4	3	3	4	4	4	5	5	5	3	3	3
39	R37	3	4	3	4	4	4	5	5	5	3	4	4
40	R38	3	3	3	5	5	5	5	5	5	3	3	3
41	R39	3	3	2	5	5	4	5	5	5	2	3	3
42	R40	3	3	3	4	4	4	4	4	4	3	3	3
43	rata-Rata	3.525	3.5	3.325	4.075	4.175	3.775	4.475	4.45	4.45	3.075	3.375	3.375
44	SD	0.876693	0.877058	0.888314	0.858965	0.747217	0.891196	0.678894	0.677476	0.677476	0.944281	0.806623	0.837808





Warna (L)

Perlakuan	Ulangan			Total	Rerata
	I	II	III		
F1	61,07	60,83	61,07	182,97	60,99
F2	58,25	57,11	58,15	173,49	57,83
F3	55,09	53,44	53,13	161,66	53,8866667
Grand Total	174,39	171,38	172,35	518,12	57,5488889

FK	KK
29827,51271	0,613276644

SK	DB	JK	KT	Fhat	Fhat	Fhat	Ket
Perlakuan	2	-7399,903564	-3699,951791	-2,966298127	5,14252285	10,9247665	TN
Galat	6	7478,93565	1246,489275				*
Total	8	79,0320889					**

Perlakuan	Hasil	Perlakuan	Hasil
F1	61,07	1	61,07
F1	60,83	1	60,83
F1	61,07	1	61,07
F2	58,25	2	58,25
F2	57,11	2	57,11
F2	58,15	2	58,15
F3	55,09	3	55,09
F3	53,44	3	53,44
F3	53,13	3	53,13

Warna (a)

Perlakuan	Ulangan			Total	Rerata
	I	II	III		
F1	4,62	4,67	3,84	13,13	4,37666667
F2	4,47	4,43	4,64	13,54	4,51333333
F3	5,67	5,43	5,64	16,74	5,64
Grand Total	14,76	14,53	14,12	43,41	4,84333333

FK	KK
209,3109	0,616468564

SK	DB	JK	KT	Fhat	Fhat	Fhat	Ket
Perlakuan	2	-50,203075	-25,1015375	-2,020310897	5,14252285	10,9247665	TN
Galat	6	51,606075	8,94477887				*
Total	8	-3,5968					**

Perlakuan	Hasil	Perlakuan	Hasil
F1	4,62	1	4,62
F1	4,67	1	4,67
F1	3,84	1	3,84
F2	4,47	2	4,47
F2	4,43	2	4,43
F2	4,64	2	4,64
F3	5,67	3	5,67
F3	5,43	3	5,43
F3	5,64	3	5,64

Warna (b)

Perlakuan	Ulangan			Total	Rerata
	I	II	III		
F1	21,94	22,66	22,54	67,14	22,3766667
F2	21,54	21,33	21,16	64,03	21,3433333
F3	21,54	20,85	21,47	63,86	21,2866667
Grand Total	64,02	64,84	65,17	194,03	21,7911111

FK	KK
4269,751211	0,612740784

SK	DB	JK	KT	Fhat	Fhat	Fhat	Ket
Perlakuan	2	-1,04510118	-532,2509191	-2,987740751	5,14252285	10,9247665	TN
Galat	6	1068,813375	178,1434538				*
Total	8	4,36828289					**

Perlakuan	Hasil	Perlakuan	Hasil
F1	21,94	1	21,94
F1	22,66	1	22,66
F1	21,54	1	21,54
F2	21,54	2	21,54
F2	21,33	2	21,33
F2	21,16	2	21,16
F3	21,54	3	21,54
F3	20,85	3	20,85
F3	21,47	3	21,47

	AW	Kolmogorov-Smirnov ^a	Shapiro-Wilk		
	Statistic	df	Sig.		
Perlakuan	F1	.385	3	.750	3,035
	F2	.385	3	.750	3,006
	F3	.385	3	.750	3,012

a. Lilliefors Significance Correction

	AW	N	Mean Rank
Perlakuan	F1	3	2,67
	F2	3	5,67
	F3	3	6,67
	Total	9	

	Perlakuan
Chi-Square	3,649
df	2
Asymp. Sig.	.016

a. Kruskal Wallis Test
b. Grouping Variable: AW

Kekerasan (Peak Load)

Tests of Normality						
Perlakuan	Kolmogorov-Smirnov ^a	Shapiro-Wilk				
		Statistic	df	Sig.		
Kpl	F1	.291	3	.924	3	.468
	F2	.335	3	.857	3	.259
	F3	.288	3	.929	3	.484

a. Lilliefors Significance Correction

Descriptives								
Kpl	N	Mean	Std. Deviation	Std. Error	95% Confidence Interval for Mean		Minimum	Maximum
					Lower Bound	Upper Bound		
F1	3	7.6663E2	5.77264	3.33283	752.2933	780.9734	762.00	773.10
F2	3	8.2907E2	13.66467	7.88930	795.1217	863.0116	819.40	844.70
F3	3	7.9047E2	6.38148	3.68435	774.6142	806.3192	785.30	797.60
Total	9	7.9539E2	28.45490	9.48497	773.5165	817.2613	762.00	844.70

Test of Homogeneity of Variances				
Kpl	Levene Statistic	df1	df2	Sig.
	2.899	2	6	.131

ANOVA					
Kpl	Sum of Squares	df	Mean Square	F	Sig.
Between Groups	5955.909	2	2977.954	34.260	.002
Within Groups	521.540	6	86.923		
Total	6477.449	8			

Multiple Comparisons						
(I) Perlakuan	(J) Perlakuan	Mean Difference (I-J)	Std. Error	Sig.	95% Confidence Interval	
					Lower Bound	Upper Bound
F1	F2	-62.43333 [*]	7.61242	.002	-85.7903	-39.0763
	F3	-23.83333 [*]	7.61242	.004	-47.1903	-4.4763
F2	F1	62.43333 [*]	7.61242	.002	39.0763	85.7903
	F3	38.60000 [*]	7.61242	.001	15.2430	61.9570
F3	F1	23.83333 [*]	7.61242	.004	.4763	47.1903
	F2	-38.60000 [*]	7.61242	.001	-61.9570	-15.2430

*. The mean difference is significant at the 0.05 level.

Kpl			
Tukey HSD	N	Subset for alpha = 0.05	
		1	2
F1	3	7.6663E2	
F3	3		7.9047E2
F2	3		8.2907E2
Sig.		1.000	1.000

Means for groups in homogeneous subsets are displayed.

Kekerasan (Final Load)

Tests of Normality						
Perlakuan	Kolmogorov-Smirnov ^a	Shapiro-Wilk				
		Statistic	df	Sig.		
Kfl	F1	.283	3	.935		
	F2	.283	3	.935		
	F3	.211	3	.991		

a. Lilliefors Significance Correction

Descriptives								
Kfl	N	Mean	Std. Deviation	Std. Error	95% Confidence Interval for Mean		Minimum	Maximum
					Lower Bound	Upper Bound		
F1	3	6.3633E2	8.58506	4.95659	615.0069	657.6598	629.30	645.90
F2	3	5.8727E2	11.06767	6.38992	559.7730	614.7603	578.20	599.60
F3	3	6.1487E2	7.73649	4.46667	595.6482	634.0852	607.60	623.00
Total	9	6.1282E2	22.75471	7.58490	595.3314	630.3130	578.20	645.90

Test of Homogeneity of Variances				
Kfl	Levene Statistic	df1	df2	Sig.
	.368	2	6	.707

ANOVA					
Kf1					
	Sum of Squares	df	Mean Square	F	Sig.
Between Groups	3630.116	2	1815.058	21.266	.002
Within Groups	512.100	6	85.350		
Total	4142.216	8			

Descriptives							
DPpl							
	N	Mean	Std. Deviation	Std. Error	95% Confidence Interval for Mean		
					Lower Bound	Upper Bound	Minimum
F1	3	1.0066E3	14.65481	8.46096	970.1621	1042.9712	991.70
F2	3	1.1915E3	38.60017	22.28582	1095.5785	1287.3548	1167.60
F3	3	1.1424E3	74.68978	43.12216	956.8270	1327.9064	1056.60
Total	9	1.1135E3	93.27852	31.09284	1041.7664	1185.1669	991.70

Test of Homogeneity of Variances				
DPpl				
Levene Statistic	df1	df2	Sig.	
5.574	2	6	.293	

Multiple Comparisons						
Kf1						
Tukey HSD						
(I) Perlak uan	(J) Perlak uan	Mean Difference (I-J)	Std. Error	Sig.	95% Confidence Interval	
					Lower Bound	Upper Bound
F1	F2	49.06667 [*]	7.54321	.001	25.9220	72.2113
	F3	21.46667	7.54321	.004	-1.6780	44.6113
F2	F1	-49.06667 [*]	7.54321	.001	-72.2113	-25.9220
	F3	-27.60000 [*]	7.54321	.005	-50.7446	-4.4554
F3	F1	-21.46667	7.54321	.004	-44.6113	1.6780
	F2	27.60000 [*]	7.54321	.005	4.4554	50.7446

*. The mean difference is significant at the 0.05 level.

ANOVA					
DPpl					
	Sum of Squares	df	Mean Square	F	Sig.
Between Groups	55040.460	2	27520.230	11.336	.001
Within Groups	14566.600	6	2427.767		
Total	69607.060	8			

Kf1			
Tukey HSD			
Perlak uan	N	Subset for alpha = 0.05	
		1	2
F2	3	587.2667	
F3	3		614.8667
F1	3		636.3333
Sig.		1.000	.066

Means for groups in homogeneous subsets are displayed.

DAYA PATAH (PEAK LOAD)

Tests of Normality					
Perlak uan	Statistic	Kolmogorov-Smirnov ^a		Shapiro-Wilk	
		df	Sig.	Statistic	df
DPpl	F1	.178	3	.999	3
	F2	.370	3	.785	3
	F3	.347	3	.835	3

a. Lilliefors Significance Correction

Multiple Comparisons						
DPpl						
Tukey HSD						
(I) Perlak uan	(J) Perlak uan	Mean Difference (I-J)	Std. Error	Sig.	95% Confidence Interval	
					Lower Bound	Upper Bound
F1	F2	-184.90000 [*]	40.23072	.003	-308.3389	-61.4611
	F3	-135.80000 [*]	40.23072	.001	-259.2389	-12.3611
F2	F1	184.90000 [*]	40.23072	.003	61.4611	308.3389
	F3	49.10000	40.23072	.002	-74.3389	172.5389
F3	F1	135.80000 [*]	40.23072	.001	12.3611	259.2389
	F2	-49.10000	40.23072	.002	-172.5389	74.3389

*. The mean difference is significant at the 0.05 level.

Descriptives					
--------------	--	--	--	--	--

DPpl			
Tukey HSD			
Perlakuan	N	Subset for alpha = 0.05	
		1	2
F1	3	1.0066E3	
F3	3		1.1424E3
F2	3		1.1915E3
Sig.		1.000	.485
Means for groups in homogeneous subsets are displayed.			

DAYA PATAH (FINAL LOAD)

Tests of Normality							
Perlakuan		Kolmogorov-Smirnov ^a			Shapiro-Wilk		
		Statistic	df	Sig.	Statistic	df	Sig.
DPpl	F1	.260	3	.958	3	.606	
	F2	.374	3	.776	3	.258	
	F3	.361	3	.806	3	.130	
a. Lilliefors Significance Correction							

Descriptives								
DPpl	N	Mean	Std. Deviation	Std. Error	95% Confidence Interval for Mean		Minimum	Maximum
					Lower Bound	Upper Bound		
F1	3	8.3177E2	10.42129	6.01674	805.8787	857.6546	822.80	843.20
F2	3	9.1987E2	11.46575	6.61975	891.3842	948.3492	912.90	933.10
F3	3	8.7213E2	12.52850	7.23333	841.0108	903.2559	857.70	880.20
Total	9	8.7459E2	39.47089	13.15696	844.2489	904.9289	822.80	933.10

Test of Homogeneity of Variances				
DPpl				
Levene Statistic	df1	df2	Sig.	
.168	2	6	.849	

ANOVA					
DPpl	Sum of Squares	df	Mean Square	F	Sig.
Between Groups	11669.549	2	5834.774	44.088	.001
Within Groups	794.060	6	132.343		
Total	12463.609	8			

Multiple Comparisons						
DPpl						
Tukey HSD						
(i) Perlakuan	(j) Perlakuan	Mean Difference (i-j)	Std. Error	Sig.	95% Confidence Interval	
					Lower Bound	Upper Bound
F1	F2	-88.10000 [*]	9.39302	.002	-116.9204	-59.2796
	F3	-40.36667 [*]	9.39302	.001	-69.1870	-11.5463
F2	F1	88.10000 [*]	9.39302	.002	59.2796	116.9204
	F3	47.73333 [*]	9.39302	.002	18.9130	76.5537
F3	F1	40.36667 [*]	9.39302	.001	11.5463	69.1870
	F2	-47.73333 [*]	9.39302	.002	-76.5537	-18.9130
*. The mean difference is significant at the 0.05 level.						

DPpl			
Tukey HSD			
Perlakuan	N	Subset for alpha = 0.05	
		1	2
		3	
F1	3	8.3177E2	
F3	3		8.7213E2
F2	3		9.1987E2
Sig.		1.000	1.000
Means for groups in homogeneous subsets are displayed.			

WARNA (L)

Tests of Normality						
Perlakuan		Kolmogorov-Smirnov ^a			Shapiro-Wilk	
		Statistic	df	Sig.	Statistic	df
W1	F1	.385	3	.750	3	.074
	F2	.362	3	.803	3	.122
	F3	.331	3	.865	3	.282
a. Lilliefors Significance Correction						

Descriptives								
W1	N	Mean	Std. Deviation	Std. Error	95% Confidence Interval for Mean		Minimum	Maximum
					Lower Bound	Upper Bound		
F1	3	60.9900	.13856	.08000	60.6458	61.3342	60.83	61.07
F2	3	57.8300	.62482	.36074	56.2779	59.3821	57.11	58.23
F3	3	53.8867	1.05358	.60829	51.2694	56.5039	53.13	55.09
Total	9	57.5689	3.14309	1.04770	55.1529	59.9849	53.13	61.07

Test of Homogeneity of Variances				
W1				
Levene Statistic	df1	df2	Sig.	
5.691	2	6	.041	

ANOVA						
W1		Sum of Squares	df	Mean Square	F	Sig.
Between Groups		75.993	2	37.996	75.011	.000
Within Groups		3.039	6	.507		
Total		79.032	8			

Descriptives								
W1	N	Mean	Std. Deviation	Std. Error	95% Confidence Interval for Mean		Minimum	Maximum
					Lower Bound	Upper Bound		
F1	3	4.3767	.46544	.26872	3.2205	5.5329	3.84	4.67
F2	3	4.5133	.11150	.06438	4.2363	4.7903	4.43	4.64
F3	3	5.5800	.13077	.07550	5.2552	5.9048	5.43	5.67
Total	9	4.8233	.62217	.20739	4.3451	5.3016	3.84	5.67

Test of Homogeneity of Variances			
W1	df1	df2	Sig.
Levene Statistic	2	6	.024

Multiple Comparisons							
W1 Tukey HSD		Mean Difference (I-J)	Std. Error	Sig.	95% Confidence Interval		
(I) Perlak uan	(J) Perlak uan				Lower Bound	Upper Bound	
F1	F2	3.16000*	.58112	.001	1.3770	4.9430	
	F3	7.10333*	.58112	.001	5.3203	8.8864	
F2	F1	-3.16000*	.58112	.001	-4.9430	-1.3770	
	F3	3.94333*	.58112	.000	2.1603	5.7264	
F3	F1	-7.10333*	.58112	.001	-8.8864	-5.3203	
	F2	-3.94333*	.58112	.000	-5.7264	-2.1603	

*. The mean difference is significant at the 0.05 level.

ANOVA						
W1		Sum of Squares	df	Mean Square	F	Sig.
Between Groups		2.604	2	1.302	15.870	.000
Within Groups		.492	6	.082		
Total		3.097	8			

W1				
Tukey HSD		Subset for alpha = 0.05		
Perlak uan	N	1	2	3
F3	3	53.8867		
F2	3		57.8300	
F1	3			60.9900
Sig.		1.000	1.000	1.000

Means for groups in homogeneous subsets are displayed.

WARNA (A)

Tests of Normality							
W1	Perlak uan	Kolmogorov-Smirnov ^a			Shapiro-Wilk		
		Statistic	df	Sig.	Statistic	df	Sig.
	F1	.366	3	.	.795	3	.103
	F2	.318	3	.	.887	3	.344
	F3	.343	3	.	.842	3	.220

a. Lilliefors Significance Correction

Multiple Comparisons							
W1 Tukey HSD		Mean Difference (I-J)	Std. Error	Sig.	95% Confidence Interval		
(I) Perlak uan	(J) Perlak uan				Lower Bound	Upper Bound	
F1	F2	-.13667	.23389	.000	-.8543	.5810	
	F3	-1.20333*	.23389	.002	-1.9210	-.4857	
F2	F1	.13667	.23389	.000	-.5810	.8543	
	F3	-1.06667*	.23389	.001	-1.7843	-.3490	
F3	F1	1.20333*	.23389	.002	.4857	1.9210	
	F2	1.06667*	.23389	.001	.3490	1.7843	

*. The mean difference is significant at the 0.05 level.

W _a			
Tukey HSD			
Perlakuan	N	Subset for alpha = 0.05	
		1	2
F1	3	4.3767	
F2	3	4.5133	
F3	3		5.5800
Sig.		.833	1.000

Means for groups in homogeneous subsets are displayed.

WARNA (B)

Tests of Normality							
Perlakuan	Kolmogorov-Smirnov ^a	Statistic	df	Sig.	Shapiro-Wilk		
					Statistic	df	Sig.
W _b	F1	.269	3	.	.949	3	.567
	F2	.195	3	.	.996	3	.884
	F3	.352	3	.	.825	3	.176

a. Lilliefors Significance Correction

Descriptives								
W _b	N	Mean	Std. Deviation	Std. Error	95% Confidence Interval for Mean		Minimum	Maximum
					Lower Bound	Upper Bound		
					F1	3		
F2	3	21.3433	.19035	.10990	20.8705	21.8162	21.16	21.54
F3	3	21.2867	.37978	.21927	20.3432	22.2301	20.85	21.54
Total	9	21.7811	.73830	.24610	21.2136	22.3486	20.85	22.94

Test of Homogeneity of Variances				
W _b				
Levene Statistic	df1	df2	Sig.	
1.930	2	6	.225	

ANOVA					
W _b					
	Sum of Squares	df	Mean Square	F	Sig.
Between Groups	3.915	2	1.958	26.385	.000
Within Groups	.445	6	.074		
Total	4.361	8			


Multiple Comparisons						
W _b						
Tukey HSD						
(I) Perlakuan	(J) Perlakuan	Mean Difference (I-J)	Std. Error	Sig.	95% Confidence Interval	
					Lower Bound	Upper Bound
F1	F2	1.37000 [*]	.22241	.001	.6876	2.0524
	F3	1.42667 [*]	.22241	.000	.7442	2.1091
F2	F1	-1.37000 [*]	.22241	.001	-2.0524	-.6876
	F3	.05667	.22241	.000	-.6258	.7391
F3	F1	-1.42667 [*]	.22241	.000	-2.1091	-.7442
	F2	-.05667	.22241	.000	-.7391	.6258

*. The mean difference is significant at the 0.05 level.

W _b			
Tukey HSD			
Perlakuan	N	Subset for alpha = 0.05	
		1	2
F3	3	21.2867	
F2	3	21.3433	
F1	3		22.7133
Sig.		.965	1.000

Means for groups in homogeneous subsets are displayed.

Lampiran 18. Surat Permohonan Izin Penelitian

	SURAT	No Dokumen	Form-A1
	PERMOHONAN IZIN PENELITIAN PROGRAM STUDI S-1 FARMASI UNIVERSITAS AISYIYAH PALEMBANG	Berlaku Sejak	
		Revisi	000

Hal : Permohonan Izin Penelitian

Kepada Yth
Kabag Laboratorium Terpadu
Universitas 'Aisyiyah Palembang

1	Skripsi
2	PKM/LKTI
3	Penelitian Dosen
4	Luar

Assalamualaikum Wr. Wb.

Sehubungan dengan penelitian kami dalam bidang Teknologi Farmasi, dengan:

Judul Penelitian : Formulasi *Snack Bar* Berbahan Baku Labu Kuning (*Cucurbita Moschata*) Dan Biji Labu Kuning Dengan Ekstrak Daun Kelor (*Moringan Oleifera*) Sebagai Inovasi Pangan Pencegah *Stunting*.

Nama Pembimbing : 1. Intan Trisaksi., S. Farm., M. Farm
2. Dr. Eduan Effendi., DCN., M. Sc., PH

No	Nama	NIM/NIP/NIK	No. HP
1	Apendra Adi Winata	214820103004	082362530734
2			
3			
4			
5			

Bermaksud mengajukan izin penelitian di Laboratorium^{*)}: **Farmasetika Dasar / Teknologi Farmasi / Kimia Farmasi / Biologi Farmasi / Farmakologi / Mikrobiologi / Komputasi Prodi S1 Farmasi Universitas 'Aisyiyah Palembang.**

Penelitian tersebut akan kami laksanakan selama: 6 bulan,

yang terhitung

14	04	2025
----	----	------

14	10	2025
----	----	------

 dari :


s.d


Sebagai bahan pertimbangan, bersama ini dilampirkan lembar pengesahan proposal penelitian.

Demikian permohonan kami, atas perhatiannya diucapkan terima kasih.


Palembang, 10 April 2025

Mengetahui,
Dosen Pembimbing



Intan Trisaksi., S. Farm., M. Farm
Menyetujui,
Kabag Laboratorium Terpadu


Neni Riyanti., SKM., M. Kes

Pemohon


Apendra Adi Winata

Kaprodi S1 Farmasi


Apt Onhy Indriani., M. Farm

Lampiran 19. Formulir Pernyataan Selesai Revisi Proposal/Skripsi



**FAKULTAS ILMU KESEHATAN DAN TEKNOLOGI
'AISYIYAH PALEMBANG
PROGRAM STUDI S1 FARMASI**

Jl. Kol. H. Burlian –Lr. M. Husin No. 907 RT. 12/RW. 04 Kel. Karya Baru
Kec. Alang-alang LebarKM. 7,5 Palembang 30152 Telp. 0711-421981

www.unisa-palembang.ac.id

farmasi.aisyiyah@gmail.com

بِسْمِ اللَّهِ الرَّحْمَنِ الرَّحِيمِ

**FORMULIR
PERNYATAAN SELESAI REVISI PROPOSAL/ NASKAH SKRIPSI*)
(S-06)**

Yang bertandatangan dibawah ini, tim penguji Skripsi 1/ Skripsi 2*):

Nama Mahasiswa : Apendra Adi Winata

NIM : 214820103004

Judul Penelitian : Formulasi *Snack Bar* Berbahan Baku Labu Kuning (*Cucurbita moschata*) Dan Biji Labu Kuning Dengan Ekstrak Daun Kelor (*Moringa oleifera*) Sebagai Inovasi Pangan Pencegah *Stunting*.

Pembimbing 1 : Intan Trisakti., S. Farm., M. Farm.

Pembimbing 2 : Dr. Eduan Effendi., DCN., M. Sc., PH.

Tanggal Ujian : 30 Agustus 2025

Menerangkan bahwa naskah Proposal/ Skripsi*) telah selesai direvisi oleh tim penguji.

Nama	Tanda Tangan	Tanggal
1. Intan Trisakti., S. Farm., M. Farm.		28/08/2025
2. Dr. Eduan Effendi., DCN., M. Sc., PH.		29/08/2025
3. Dr. apt. Shaum Shiyani., M. Sc.		29/08/2025
4. Tri Oktarina., S. Farm., M. Farm.		01/09/2025

Lampiran 20. Surat Persetujuan Pendaftaran Ujian Proposal/Skripsi



UNISA FAKULTAS KESEHATAN DAN TEKNOLOGI (FKesT)
UNIVERSITAS AISYIYAH PALEMBANG PROGRAM STUDI :
S1 FARMASI

Jl. Kol. H. Burlian – Lr. M. Husin KM. 7,5 No. 907 Kota Palembang, Kode Pos 30152, Telp (0711) 417135
Email: farmasi@unisa-palembang.ac.id

بِسْمِ اللَّهِ الرَّحْمَنِ الرَّحِيمِ

SURAT PERSETUJUAN PENDAFTARAN UJIAN PROPOSAL /SKRIPSI *)

Menerangkan bahwa mahasiswa yang tersebut di bawah ini :

Nama : Apendra Adi Winata
NIM : 214820103004
Judul : Formulasi *Snack Bar* Berbahan Baku Labu Kuning (*Cucurbita moschata*) Dan Biji Labu Kuning Dengan Ekstrak Daun Kelor (*Moringa oleifera*) Sebagai Inovasi Pangan Pencegah *Stunting*.

telah disetujui untuk mendaftarkan ujian proposal/ skripsi *) yang akan dilaksanakan pada:

Hari : Sabtu
Tanggal : 30 Agustus 2025
Jam : 08.00-10.00

Disetujui oleh :

Penguji 1 : Intan Trisakti., S. Farm., M. Farm.

Penguji 2 : Dr. Eduan Effendi., DCN., M. Sc., PH.

Penguji 3 : Dr. apt. Shaum Shiyani., M. Sc.

Penguji 4 : Tri Oktarina., S. Farm., M. Farm.

Lampiran 21. Formulir Bimbingan Skripsi



UNISA FAKULTAS KESEHATAN DAN TEKNOLOGI (FKesT)
UNIVERSITAS AISYIYAH PALEMBANG PROGRAM STUDI :
SI FARMASI

Jl. Kol. H. Burlan –Lr. M. Husin KM. 7,5 No. 907 Kota Palembang, Kode Pos 30152, Telp (0711) 417135
Email: farmasi@unisa-palembang.ac.id

FORMULIR BIMBINGAN SKRIPSI

Nama : Apendra Adi Winata
NIM : 214820103004
Nama Pembimbing : Intan Trisakti., S. Farm., M. Farm
Judul Skripsi : Formulasi *Snack Bar* Berbahan Baku Labu Kuning (*Cucurbita moschata*) Dan Biji Labu Kuning Dengan Ekstrak Daun Kelor (*Moringa oleifera*) Sebagai Inovasi Pangan Pencegah *Stunting*.

No.	Tanggal Konsultasi	Keterangan	Paraf Pembimbing
1.	25 Oktober 2024	Pengajuan Judul Skripsi	
2.	4 November 2024	Revisi Judul	
3.	11 November 2024	Revisi Bab I, II, dan II	
4.	14 November 2024	Revisi Bab I, II, dan II	
5.	15 November 2024	Revisi Bab III	
6.	2 Desember 2024	Acc Proposal	
7.	9 Desember 2025	Revisi PPT	
8.	13 Januari 2025	Revisi Sempro	
9.	3 Februari 2025	Revisi Bab III	
10.	9 Juni 2025	Revisi Bab III	
11.	12 Juni 2025	Revisi Bab IV	
12.	16 Juni 2025	Revisi Bab IV	
13.	18 Juni 2025	Revisi Bab V	
14.	1 Juli 2025	Revisi Bab IV dan V	
15.	7 Juli 2025	Revisi Bab IV	
16.	21 Juli 2025	Revisi Lampiran	
17.	24 Juli 2025	Acc Skripsi	
18.	4 Agustus 2025	Revisi PPT	
19.	3 September 2025	Revisi Semhas	
20.	5 September 2025	Revisi Jurnal Artikel Ilmiah	
21.	8 September 2025	Revisi Jurnal Artikel Ilmiah	
22.	9 September 2025	Acc Jurnal	



UNISA FAKULTAS KESEHATAN DAN TEKNOLOGI (FKesT)
 UNIVERSITAS AISYIYAH PALEMBANG PROGRAM STUDI :
 S1 FARMASI

Jl. Kol. H. Burlan -Lr. M. Husin KM. 7,5 No. 907 Kota Palembang, Kode Pos 30152, Telp (0711) 417135
 Email: farmasi@unisa-palembang.ac.id

FORMULIR BIMBINGAN SKRIPSI

Nama : Apendra Adi Winata
 NIM : 214820103004
 Nama Pembimbing : Dr. Eduan Effendi., DCN., M. Sc., PH
 Judul Skripsi : Formulasi *Snack Bar* Berbahan Baku Labu Kuning (*Cucurbita moschata*) Dan Biji Labu Kuning Dengan Ekstrak Daun Kelor (*Moringa oleifera*) Sebagai Inovasi Pangan Pencegah *Stunting*.

No.	Tanggal Konsultasi	Keterangan	Paraf Pembimbing
1.	28 Oktober 2024	Pengajuan Judul Skripsi	<i>[Signature]</i>
2.	11 November 2024	Revisi Bab I, II, dan II	<i>[Signature]</i>
3.	14 November 2024	Revisi Bab I, II, dan II	<i>[Signature]</i>
4.	19 November 2024	Revisi Bab III	<i>[Signature]</i>
5.	2 Desember 2024	Acc Proposal	<i>[Signature]</i>
6.	15 Januari 2025	Revisi Sempro	<i>[Signature]</i>
7.	16 Juni 2025	Revisi Bab IV	<i>[Signature]</i>
8.	19 Juni 2025	Revisi Bab IV	<i>[Signature]</i>
9.	7 Juli 2025	Revisi Bab V	<i>[Signature]</i>
10.	9 Juli 2025	Revisi Bab IV dan V	<i>[Signature]</i>
11.	25 Juli 2025	Acc Skripsi	<i>[Signature]</i>
12.	5 Agustus 2025	Revisi PPT	<i>[Signature]</i>
13.	5 September 2025	Revisi Semhas	<i>[Signature]</i>
14.	8 September 2025	Revisi Jurnal Artikel Ilmiah	<i>[Signature]</i>
15.	10 September 2025	Acc Jurnal	<i>[Signature]</i>